

# UNY, UNF, and UNL Unions

## Explosionproof, Dust-Ignitionproof

For Use with Threaded Rigid Metal Conduit and IMC.

### NEC/CEC:

Class I, Division 1 and 2, Groups A, B, C, D

Class II, Division 1 and 2, Groups E, F, G

Class III

### Applications

- UNY and UNF unions are used for joining conduit and connecting conduit to enclosures. Facilitates modifications, permits removal of enclosures without turning or removal of conduit.
- Expansion unions compensate for expansion and contraction of conduit.

### Features

- Explosionproof, dust-ignitionproof.
- Smooth, rounded integral bushing in each hub protects conductor insulation.
- Accurately tapped, tapered threads for tight, rigid joints and ground continuity.
- Non-expansion unions
  - Concentric ring interlocked design of 1/2", 3/4" and 1" sizes makes possible smaller diameter, allowing use in tighter spaces. 1-1/4" and larger UNY sizes have removable male nipple.
  - Concretetight
- Expansion unions
  - One-piece design eliminates need for disassembly during installation.
  - Telescoping cylinder within cylinder design permits expansion or contraction.
  - Standard or long types available.
  - Small external diameters—excellent in restricted areas in wiring of pumps, motors, and other equipment.
  - Internal phosphor bronze "bonding jumper" ring assures positive ground between telescoping cylinders.

### Standard Materials

- UNY and UNF (non-expansion) unions:
  - 1/2" thru 1": steel or aluminum
  - 1-1/4" thru 6": malleable iron or copperfree (4/10 of 1% max.) aluminum
- UNY and UNF expansion unions: steel
- UNL unions: malleable iron and steel

### Standard Finishes

- Malleable iron products: triplecoat — (1) zinc electroplate, (2) chromate and (3) epoxy powder coat
- Steel products: zinc electroplate
- Aluminum products: 1/2" thru 1" — natural aluminum; 1-1/4" thru 6" — natural aluminum and epoxy powder coat

### Options

- Stainless steel UNF/UNY available 1/2", 3/4", and 1". Add suffix **-SS** to catalog number.

### NEC/CEC Certifications and Compliances

- UL Standard: 886 (1203)
- UL Listed: E34997
- CSA Standard: C22.2 No. 25, C22.2 No. 30
- CSA Certified: 065181



# UNY, UNF, and UNL Unions

## Explosionproof, Dust-Ignitionproof

UNILETS™ for Use with Threaded Rigid Metal Conduit and IMC.

**NEC/CEC:**

Class I, Division 1 and 2, Groups A◇, B◆, C, D  
 Class II, Division 1 and 2, Groups E, F, G  
 Class III

HAZARDOUS LOCATION FITTINGS: NEC/CEC EXPLOSIONPROOF CONDUIT FITTINGS

APPLETON™

Size (Inches)	Millimeters (Inches)		Steel (1/2" to 1")	Catalog Number	
	A	B		Malleable (1-1/4" to 6")	Aluminum (1/2" to 4")

**UNY Unions – For connecting conduit to enclosure**

*Male/Female (Nipple Not Removable)*



1/2" – 1"

1/2	54.4 (2.15)	37.3 (1.47)
3/4-1/2	54.8 (2.16)	37.3 (1.47)
3/4	54.8 (2.16)	44.5 (1.75)
1	66.7 (2.62)	50.8 (2.00)

UNY50NR ◇	—	UNY50NR-A ◇
UNY75-50NR ◇	—	UNY75-50NR-A ◇
UNY75NR ◇	—	UNY75NR-A ◇
UNY100NR ◇	—	UNY100NR-A ◇

*Male/Female (Removable Male Nipple)*



1-1/4" – 4"

1-1/4	79.4 (3.13)	71.4 (2.81)
1-1/2	82.6 (3.25)	77.8 (3.06)
2	92.1 (3.63)	94.5 (3.72)
2-1/2	122.2 (4.81)	123.8 (4.88)
3	122.2 (4.81)	136.5 (5.38)
3-1/2	125.4 (4.94)	149.2 (5.88)
4	130.2 (5.13)	163.5 (6.44)
5	142.9 (5.63)	212.7 (8.33)
6	146.1 (5.75)	244.5 (9.63)

—	UNY125NR ◆	UNY125NR-A ◆
—	UNY150NR ◆	UNY150NR-A ◆
—	UNY200NR ◆	UNY200NR-A ◆
—	UNY250R ◆	UNY250R-A ◆
—	UNY300R ◆	UNY300R-A ◆
—	UNY350R ◆	UNY350R-A ◆
—	UNY400R ◆	UNY400R-A ◆
—	UNY500R	—
—	UNY600R	—


**UNF Female Unions – For connecting conduit to conduit**



1/2" – 1"

1/2	37.3 (1.47)	37.3 (1.47)
3/4-1/2 ①	37.3 (1.47)	37.3 (1.47)
3/4	37.3 (1.47)	44.5 (1.75)
1	43.7 (1.72)	50.8 (2.00)

UNF50NR ◇	—	UNF50NR-A ◇
UNF75-50NR ◇	—	UNF75-50NR-A ◇
UNF75NR ◇	—	UNF75NR-A ◇
UNF100NR ◇	—	UNF100NR-A ◇



1-1/4" – 4"

1-1/4	55.6 (2.19)	71.4 (2.81)
1-1/2	55.6 (2.19)	77.8 (3.06)
2	58.7 (2.31)	94.5 (3.72)
2-1/2	85.7 (3.38)	123.8 (4.88)
3	85.7 (3.38)	136.5 (5.38)

—	UNF125NR ◆	UNF125NR-A ◆
—	UNF150NR ◆	UNF150NR-A ◆
—	UNF200NR ◆	UNF200NR-A ◆
—	UNF250R ◆	UNF250R-A ◆
—	UNF300R ◆	UNF300R-A ◆
—	UNF350R ◆	UNF350R-A ◆



5" – 6"

3-1/2	85.7 (3.38)	149.2 (5.88)
4	88.9 (3.50)	163.5 (6.44)
5	98.4 (3.88)	212.7 (8.33)
6	101.6 (4.00)	244.5 (9.63)

—	UNF400R ◆	UNF400R-A ◆
—	UNF500R	—
—	UNF600R	—

**Dimensions in Millimeters (Inches)**

Size (Inches)	Male		Millimeters (Inches)			Catalog Number Malleable
	Male	Female	A	B	C	

**UNL 90° Elbow Unions – For connecting conduit to enclosure**



1/2	1/2	62.7 (2.47)	35.1 (1.38)	52.3 (2.06)	UNL50N ◇
1/2	3/4 ①	62.7 (2.47)	41.4 (1.63)	52.3 (2.06)	UNL50-75N ◇
3/4	1/2 ①	50.8 (2.00)	35.1 (1.38)	47.6 (1.88)	UNL75-50N ◇
3/4	3/4	50.8 (2.00)	41.4 (1.63)	47.6 (1.88)	UNL75N ◇

① Male end given first

◇ Indicates items in the shaded area which are UL Listed for Class I, Groups A, B, C, D; Class II, Groups E, F, G; and Class III.

◆ Indicates items are UL Listed for Class I, Groups B, C, D; Class II, Groups E, F, G; and Class III.

# UNY and UNF Expansion Unions

## Explosionproof, Dust-Ignitionproof

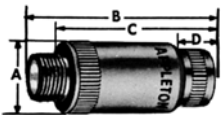
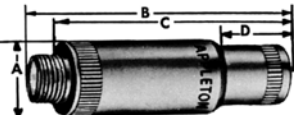
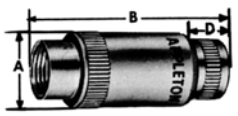

UNILETS™ for Use with Threaded Rigid Metal Conduit and IMC.

NEC/CEC:

Class I, Division 1 and 2, Groups C, D  
Class II, Division 1 and 2, Groups E, F, G  
Class III

HAZARDOUS LOCATION FITTINGS: NEC/CEC EXPLOSIONPROOF CONDUIT FITTINGS

APPLETON™

	Size (Inches)	Catalog Number Steel
	<b>UNY Male Unions— Standard — For connecting conduit to enclosure</b>	
	1/2	UNY50
	3/4	UNY75
	1	UNY100
	<b>UNYL Male Unions— Long — For connecting conduit to enclosure</b>	
	1/2	UNYL50
	3/4	UNYL75
	1	UNYL100
	<b>UNF Female Unions— Standard — For connecting conduit to conduit</b>	
	1/2	UNF50
	3/4	UNF75
	1	UNF100
	<b>UNFL Female Unions— Long — For connecting conduit to conduit</b>	
	1/2	UNFL50
	3/4	UNFL75
	1	UNFL100

### Dimensions in Millimeters (Inches)

Catalog Number	Size (Inches)	A	B (Overall Length at Max. Expansion)	C	D (Maximum Expansion)
UNY50	1/2	30.2 (1.19)	78.9 (3.88)	58.7 (2.31)	12.7 (0.50)
UNY75	3/4	36.5 (1.44)	83.3 (3.28)	61.9 (2.44)	13.5 (0.53)
UNY100	1	44.5 (1.75)	93.2 (3.67)	68.3 (2.69)	16.7 (0.66)
UNYL50	1/2	30.2 (1.19)	104.4 (4.11)	84.1 (3.31)	25.4 (1.00)
UNYL75	3/4	36.5 (1.44)	108.7 (4.28)	87.3 (3.44)	27.8 (1.09)
UNYL100	1	44.5 (1.75)	126.5 (4.98)	101.6 (4.00)	34.1 (1.34)
UNF50	1/2	30.2 (1.19)	74.6 (2.94)	—	12.7 (0.50)
UNF75	3/4	36.5 (1.44)	77.8 (3.06)	—	13.5 (0.53)
UNF100	1	44.5 (1.75)	85.7 (3.38)	—	16.7 (0.66)
UNFL50	1/2	30.2 (1.19)	100.0 (3.94)	—	25.4 (1.00)
UNFL75	3/4	36.5 (1.44)	104.8 (4.13)	—	27.8 (1.09)
UNFL100	1	44.5 (1.75)	120.7 (4.75)	—	34.1 (1.34)